

HISPANIC SERVING INSTITUTION DATA FOR SONOMA STATE UNIVERSITY

In the 2014-2015 academic year, the State of California produced 211,948 Hispanic/Latino High School graduates, 1,663 of these students came from Sonoma County alone. Many of those state and local graduates will have great difficulty affording college. Of the 31,104 Hispanic/Latino students enrolled in Sonoma County public schools that same year, a full 80%* were considered socioeconomically disadvantaged.

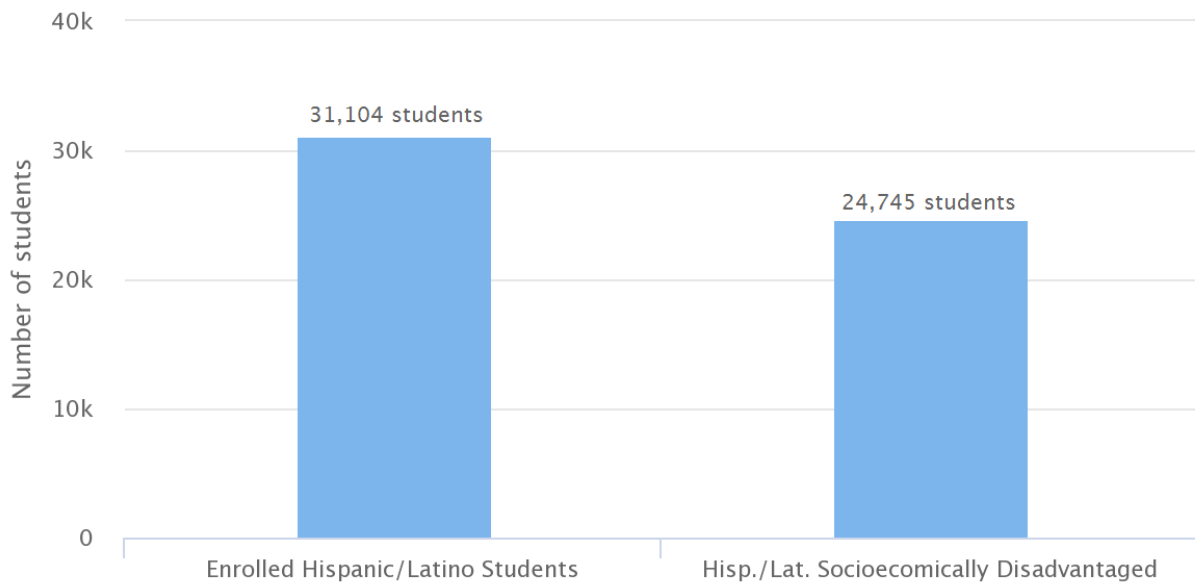
As an engaged community partner at both the local and state level, Sonoma State recognizes its responsibility to address the needs of our Hispanic/Latino population. To that end, Sonoma State has pursued and been granted designation as Hispanic Serving Institution by the U.S. Department of Education. This designation gives Sonoma State the ability to compete for much needed federal dollars designed to support Hispanic/Latino students. These dollars will enhance programs not only our matriculated, rapidly expanding Hispanic/Latino population, but also those future local and statewide students whose choose Sonoma State to further their educational dreams.

** Source: DataQuest California Department of Education, California Longitudinal Pupil Achievement Data System (CALPADS)*

2014 -2015 High School Graduates

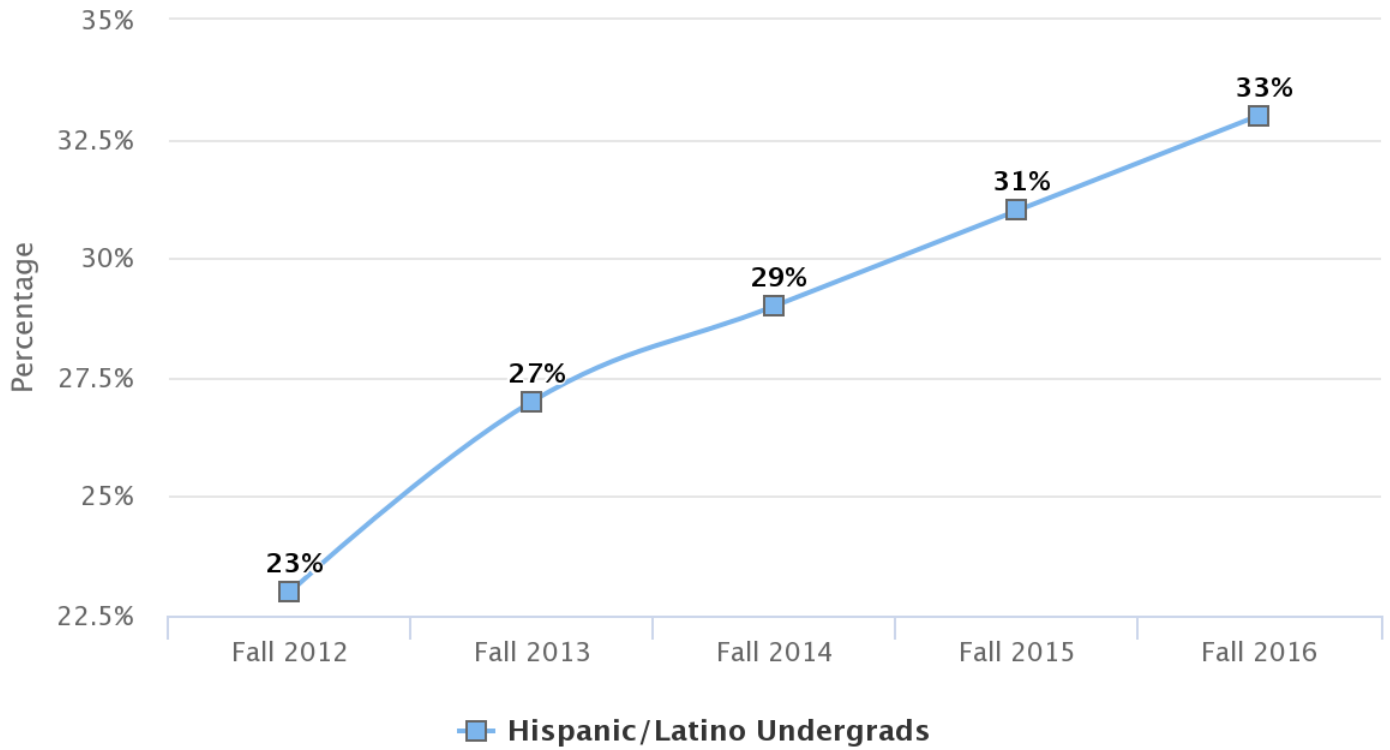
Location	All Ethnicities	Hispanic/Latino	Percentage
State of California	426,982	211,948	49.6%
Sonoma County	4,643	1,663	35.8%

Hispanic/Latino Socioeconomically Disadvantaged Students in Sonoma County Public Schools



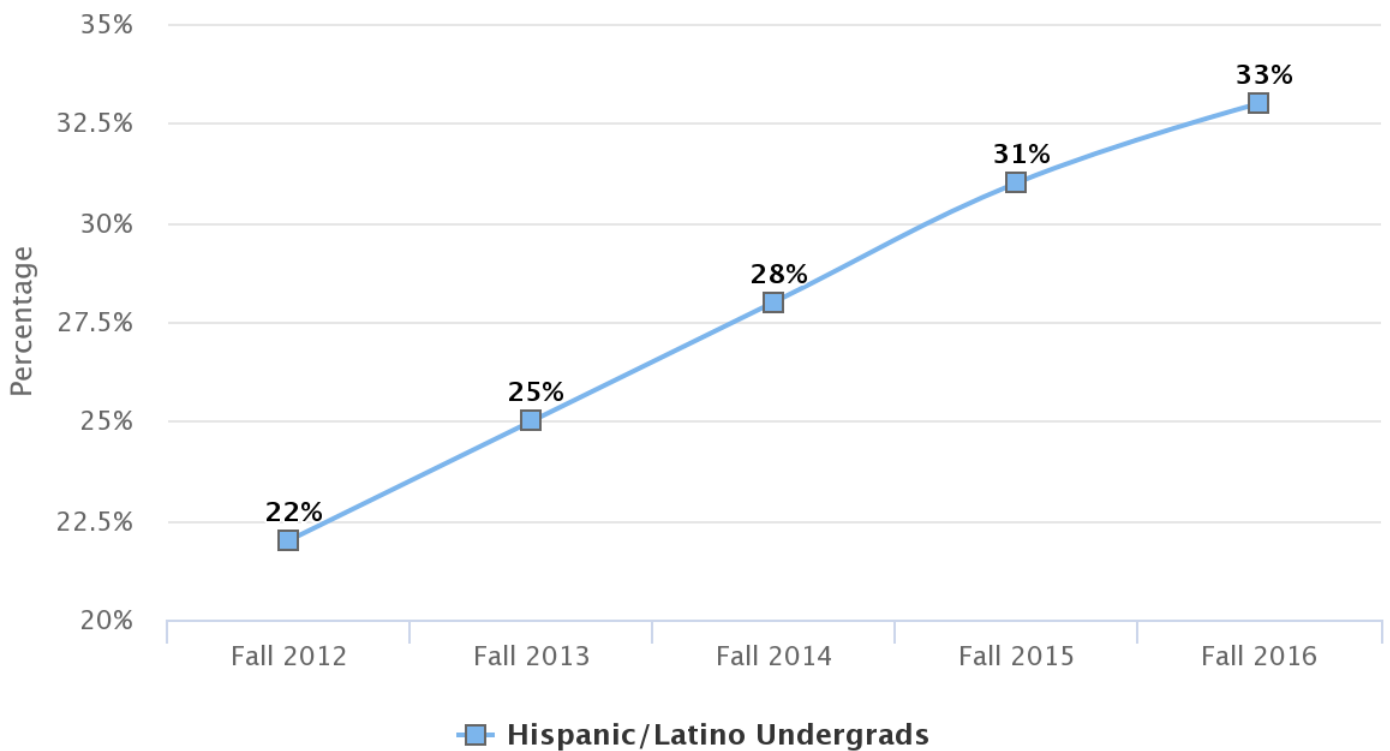
● 2014-2015

Sonoma State University Hispanic/Latino Applications as a percent of Total Applications



Highcharts.com

Sonoma State Percent of All Hispanic/Latino Undergrad Enrollment



Highcharts.com