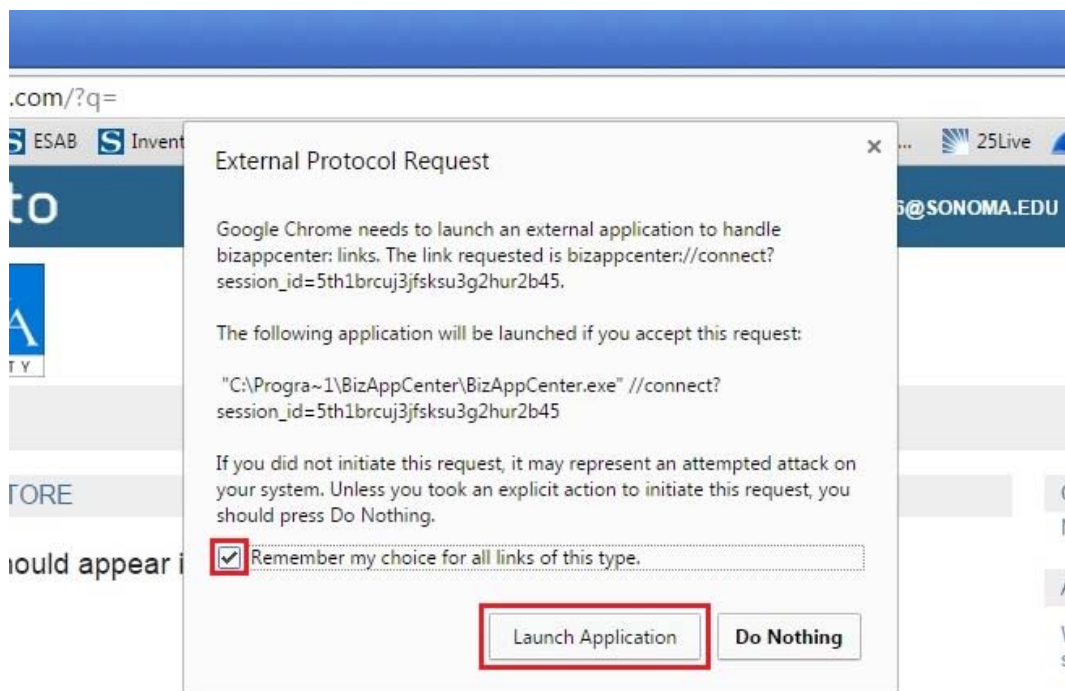


SSU uses Apporto to provide students with access to commonly used software on their own computer while they are affiliated with the University. Apporto is the web-based distribution service we use to provision applications as they become available.

- 1) Navigate to <https://ssu.bizappcenter.com/>
- 2) Login using your SSU credentials.
- 3) Once you sign in, your browser will request approval to run the Apporto agent.



Check the box to **Remember my choice for all links of this type**. Click **Launch Application**. This dialog box will look different in other browsers, but the instructions remain similar.

4) The App Store may take a few seconds to load as it associates your computer with your account.

apporto 29128@SONOMA.EDU PROFILE LOGOUT

SONOMA STATE UNIVERSITY

HOME

PERSONAL APPSTORE

The app store should appear in a few seconds. If it does not, [click here](#) .

QUICK LINKS
Need Help?

ANNOUNCEMENTS
Windows 32 bit is not supported.

Powered by Apporto

Once the App Store loads, the available software will be displayed.






apporto 29128@SONOMA.EDU PROFILE LOGOUT

SONOMA STATE UNIVERSITY

HOME

PERSONAL APPSTORE

Apps

 Stata StataCorp Install	 Creative Cloud 2015 Adobe Install	 SPSS Statistics IBM Install
 Camtasia Studio 8-i TechSmith Corporation Install	 Snagit 12 TechSmith Corporation Install	

QUICK LINKS
Need Help?

ANNOUNCEMENTS
Windows 32 bit is not supported.

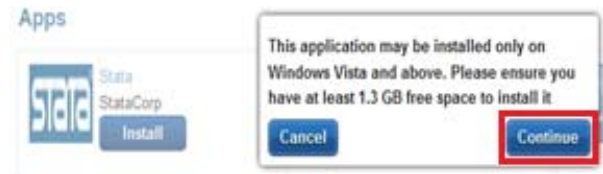
Powered by Apporto

Installing and Uninstalling Applications

1) Click **Install**



2) Make sure your computer meets the minimum requirements to install the software. Click **Continue**.



3) The application is now installed.



Uninstall an Application

1) Click the arrow on the **Installed** button.



2) Click **Uninstall**.

